

MINISTERUL EDUCAȚIEI

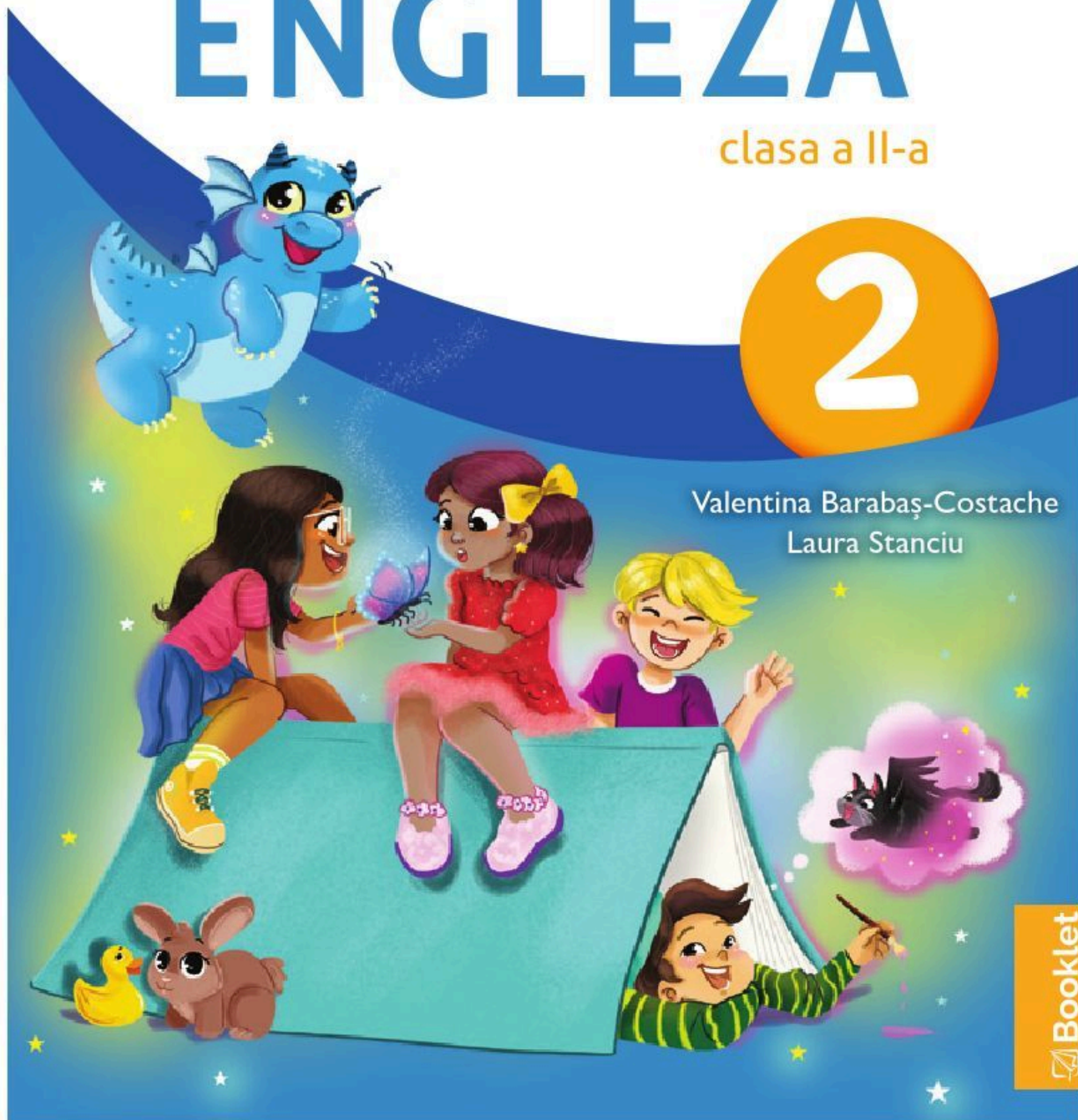
COMUNICARE ÎN LIMBA MODERNĂ

ENGLEZĂ

clasa a II-a

2

Valentina Barabaș-Costache
Laura Stanciu



Booklet



TABLE OF CONTENTS

STARTER UNIT. HELLO, EVERYONE! 7	TEST 63
GREETINGS ♦ PRESENTING A PERSON ♦ THE ALPHABET ♦ COLOURS ♦ NUMBERS	UNIT 6. ANIMALS ARE GREAT 64
1.1 1.3 2.2 2.3	ANIMALS ♦ IN/ON/UNDER ♦ IN FRONT OF/BEHIND ♦ LEFT/RIGHT ♦ BIG/SMALL ♦ TALL/SHORT ♦ LONG/SHORT
UNIT 1. WELCOME BACK TO SCHOOL, DRAGO! 12	1.1 1.2 1.3 2.1 2.3 2.4 3.1
OBJECTS ♦ COLOURS ♦ IN/ON/UNDER ♦ LEFT/RIGHT ♦ COMMANDS	UNIT 7. HAPPY BIRTHDAY, DRAGO! 74
1.1 1.2 1.3 2.1 2.3 2.4	CELEBRATIONS ♦ OBJECTS ♦ PRESENTING A PERSON ♦ CREATING A SIMPLE GREETING CARD
UNIT 2. AT SCHOOL AND AT HOME 23	1.1 1.2 1.3 2.1 2.2 2.3 3.1
ACTIVITIES ♦ COMMANDS ♦ OBJECTS ♦ ASKING FOR AN OBJECT	GROUP PROJECT 4.1 83
1.1 1.3 2.1 2.3 2.4 3.1	UNIT 8. PLAY DAY IN DRAGONLAND 84
UNIT 3. WELCOME TO MY MAGIC ROOM! ... 33	HOBBIES ♦ CONTESTS ♦ PRESENTING A PERSON
OBJECTS ♦ BIG/SMALL ♦ IN/ON/UNDER ♦ IN FRONT OF/BEHIND ♦ COLOURS ♦ ACTIVITIES ♦ COMMANDS	1.1 1.3 2.1 2.2 2.3 3.1 4.1
1.1 1.2 1.3 2.1 2.3 2.4 3.1	UNIT 9. HAPPY DAYS WITH DRAGO 95
UNIT 4. DRAGO IS MY BEST FRIEND 44	CELEBRATIONS ♦ OBJECTS ♦ CREATING A SIMPLE GREETING CARD ♦ DESCRIBING A PERSON
DESCRIBING A PERSON (A QUALITY) ♦ TALL/SHORT	1.1 1.3 2.1 2.2 2.3 3.1 4.1
1.1 1.3 2.1 2.2 2.3 3.1	UNIT 10. MY FAVOURITE CHARACTER 105
UNIT 5. LET'S PLAY VIDEO GAMES! 53	FAVOURITE CHARACTERS ♦ DESCRIBING A CHARACTER
BODY PARTS ♦ COLOURS ♦ BIG/SMALL ♦ LONG/SHORT ♦ CONTESTS ♦ FAVOURITE CHARACTERS ♦ COMMANDS	1.1 1.2 1.3 2.1 2.2 2.3 2.4 3.1
1.1 1.3 2.1 2.2 2.3	FINAL REVISION 114
MID REVISION 62	INVESTIGATION 3.1 115
	FINAL REVISION 116
	FINAL TEST 118



COMPETENȚE GENERALE


1. Receptarea de mesaje orale simple.
2. Exprimarea orală în situații de comunicare uzuală.
3. Receptarea de mesaje scrise simple.
4. Redactarea de mesaje simple în situații de comunicare uzuală.



COMPETENȚE SPECIFICE

- 1.1. Oferirea unei reacții adecvate, în situații de comunicare uzuale, la o întrebare/instrucțiune simplă, rostită clar și foarte rar.
- 1.2. Recunoașterea pozițiilor de bază (pe, sub, în față, în spatele, în) ale unor obiecte din universul imediat, în mesaje articulate clar și rar.
- 1.3. Manifestarea curiozității față de sesizarea semnificației globale a unor filme și a unor cântece pentru copii în limba modernă respectivă.
- 2.1. Reproducerea unor cântece/poezii simple pentru copii.
- 2.2. Prezentarea unei persoane/unui personaj cunoscut, folosind câteva detalii familiare (nume, gen, vârstă, hobby).
- 2.3. Participarea la jocuri de comunicare în care reproduce sau creează rime/mesaje scurte.
- 2.4. Cererea și oferirea unor informații scurte și simple referitoare la localizarea obiectelor din universul imediat.
- 3.1. Manifestarea curiozității pentru decodarea unor mesaje scrise simple și scurte din universul imediat.
- 4.1. Participarea la proiecte de grup/la nivelul clasei în care elaborează, cu sprijin, scurte mesaje scrise.





STARTER UNIT

HELLO, EVERYONE!







LESSON 1



1. Listen and say. 



2. Look, listen and say the alphabet.  





3. Look, listen and find.  



Hello!

Good morning!


Good afternoon!

Good night!

Goodbye!

Good evening!



4. Listen and say. 

Good morning, dear Drago!

Hello, my dear friends!

I am very happy

To see you all again!



1. Look, listen and say. 




Ella: Look at me! My favourite colours are red, pink and purple.

Drago: My favourite colour is blue. I look great!

Asha: I love my new dress! It's yellow.

Mark: My favourite colours are green and brown.

Chen: I like orange and black.

2. Listen and say. 

What's your favourite colour?


My favourite colour is red.





3. Look, listen and say. 




4. Listen and talk to your friend like this: 

Chen: What's your name?
Asha: My name is Asha.
Chen: How old are you?
Asha: I am eight years old.
Chen: What's your favourite colour?
Asha: It's yellow.



5. Look and say. 

A picture of me



- a. My name is
- b. I am years old.
- c. My eye colour is
- d. My favourite colour is
- e. I am a boy  /  girl.

Example:
My name is Ella.
I am 8 years old.
My eye colour is black. My favourite colour is red.
I am a girl.

HOW I THINK I'M DOING:



UNIT 1

WELCOME BACK
TO SCHOOL,
DRAGO!

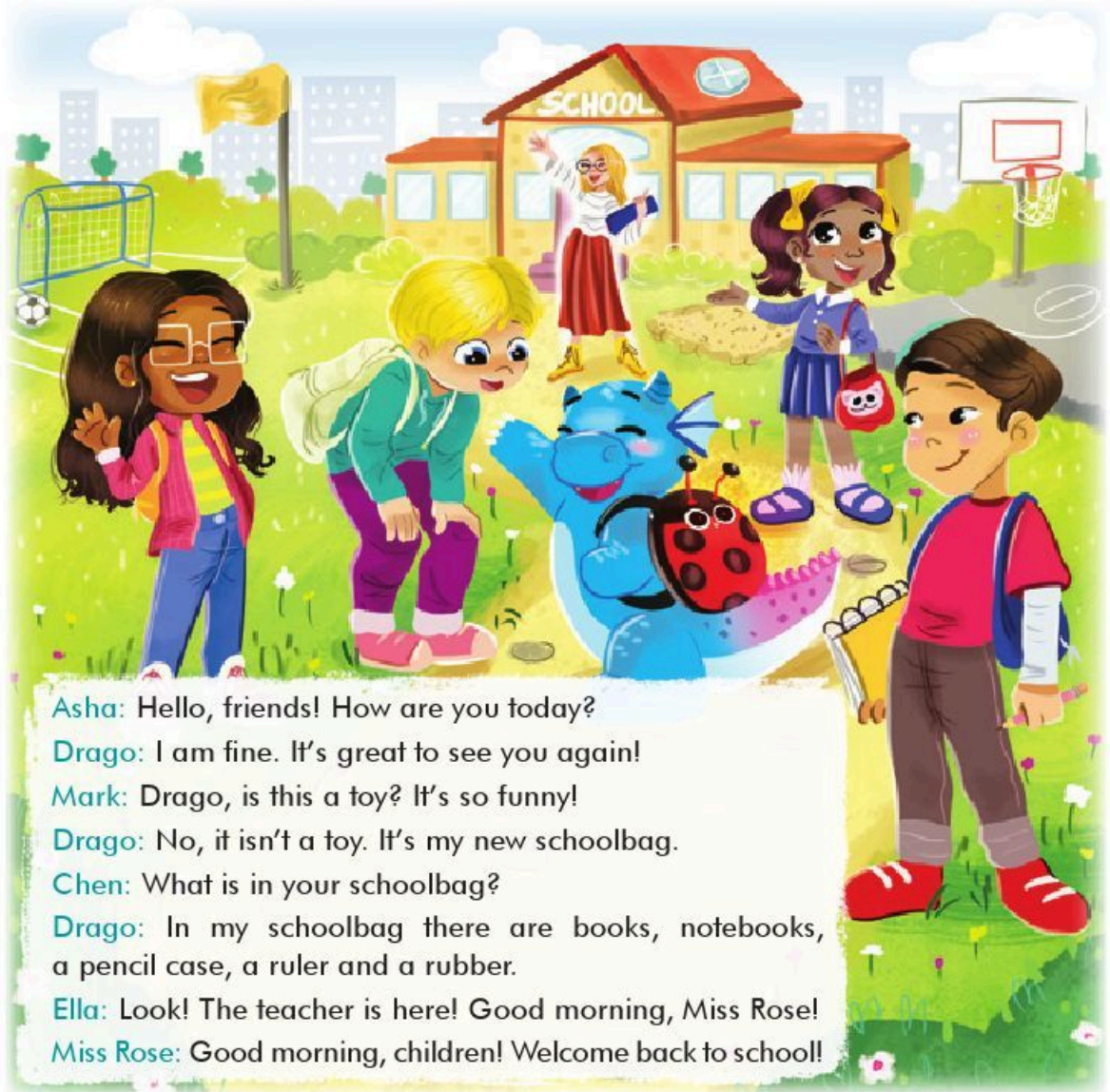
WELCOME BACK
TO
SCHOOL!





WELCOME BACK TO SCHOOL, DRAGO!

1. Look, listen and say.



Asha: Hello, friends! How are you today?

Drago: I am fine. It's great to see you again!

Mark: Drago, is this a toy? It's so funny!

Drago: No, it isn't a toy. It's my new schoolbag.

Chen: What is in your schoolbag?

Drago: In my schoolbag there are books, notebooks, a pencil case, a ruler and a rubber.

Ella: Look! The teacher is here! Good morning, Miss Rose!

Miss Rose: Good morning, children! Welcome back to school!

2. Listen again and choose.

Example: **Drago:** This is my new toy  /  schoolbag.

Miss Rose: Good morning  /  Good night, children!



3. Look, listen and point.  



Chen: Drago, what is in your schoolbag?

Drago: Look! In my schoolbag there are two blue books, three red notebooks and a green pencil case. In my pencil case there are: a purple pen, a brown pencil, a pink and blue rubber and a yellow ruler.



Chen: Wow, Drago! There are so many things in your schoolbag!

4. Look and find the differences.

Example:

In the red schoolbag there is one book. In the blue schoolbag there are two books.



5. Look, listen and say. 

Example:

*Where is the rubber?
It is in the pencil case.*



*Where are the pencils?
They are in the schoolbag.*



*Where is ?
It is*

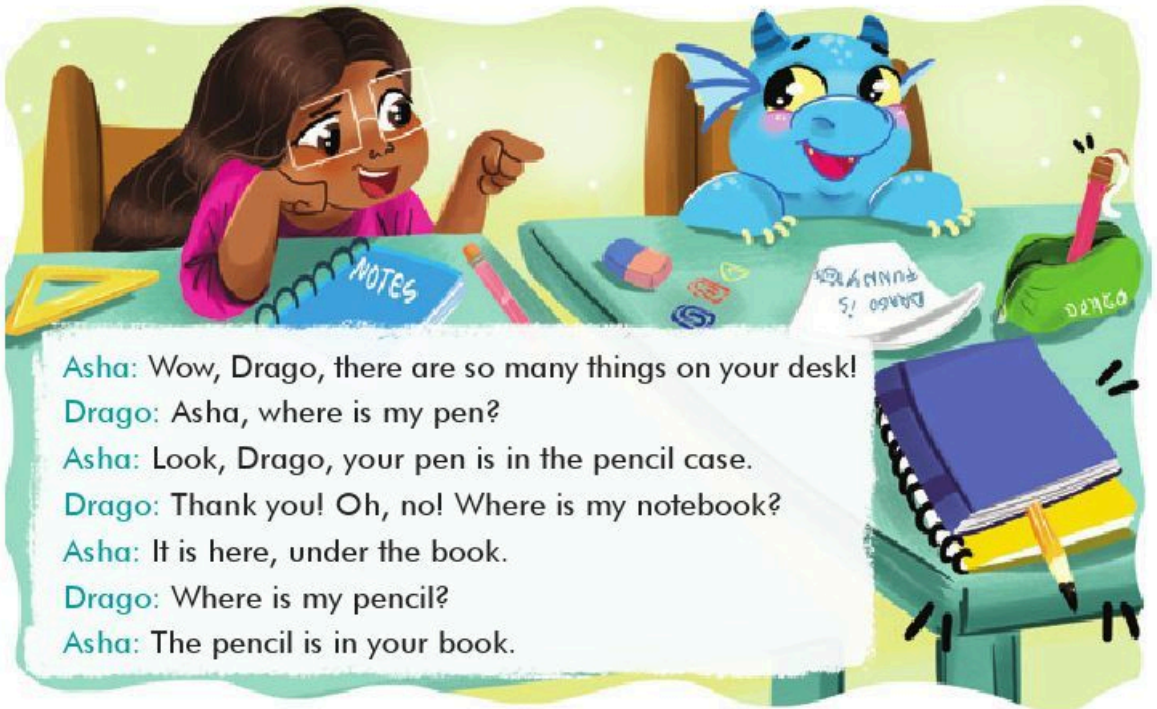


*Where are ?
They are*





1. Look, listen and say.



Asha: Wow, Drago, there are so many things on your desk!
 Drago: Asha, where is my pen?
 Asha: Look, Drago, your pen is in the pencil case.
 Drago: Thank you! Oh, no! Where is my notebook?
 Asha: It is here, under the book.
 Drago: Where is my pencil?
 Asha: The pencil is in your book.

2. Look, listen again and choose.

- a. Drago, your pen is*in*..... the pencil case.
- b. Drago, the notebook is the book.
- c. Drago, your pencil is your book.
- d. Drago, there are so many things your desk.

<input checked="" type="radio"/> in	/	<input type="radio"/> on	/	<input type="radio"/> under
<input type="radio"/> in	/	<input type="radio"/> on	/	<input type="radio"/> under
<input type="radio"/> in	/	<input type="radio"/> on	/	<input type="radio"/> under
<input type="radio"/> in	/	<input type="radio"/> on	/	<input type="radio"/> under

3. Look, listen and draw lines.

- a. Put the blue pen in the pencil case.
- b. Put the ruler under the book.
- c. Put the rubber on the book.
- d. Put the books in the schoolbag.
- e. Put the green pen on the desk.
- f. Put the pencils under the desk.





WELCOME BACK TO SCHOOL CHANT

1. Listen, say and clap your hands. 

Hello, friends! How are you today?

I am fine. It's a beautiful day!

What is in your schoolbag? Please tell me!

My books and notebooks. Look and see!

A ruler and a rubber, a pencil and a pen

Children, welcome to school again!

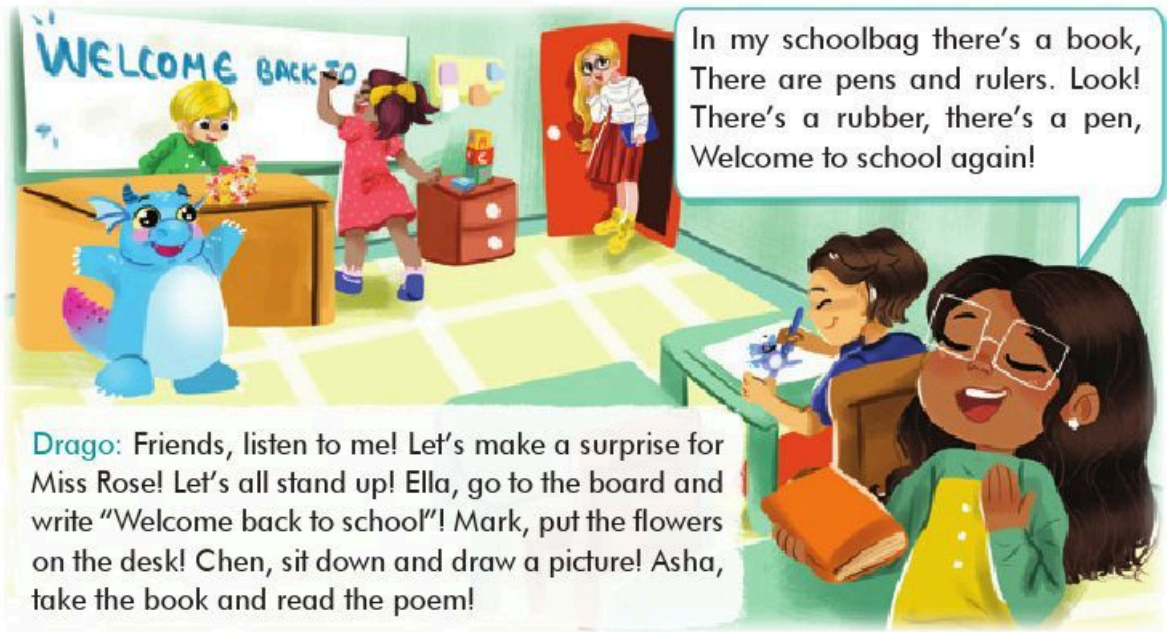


2. Listen again and find the objects in the chant. 





1. Look, listen and say.



In my schoolbag there's a book,
There are pens and rulers. Look!
There's a rubber, there's a pen,
Welcome to school again!

Drago: Friends, listen to me! Let's make a surprise for Miss Rose! Let's all stand up! Ella, go to the board and write "Welcome back to school"! Mark, put the flowers on the desk! Chen, sit down and draw a picture! Asha, take the book and read the poem!

2. Look and choose.

- a. Let's make a surprise for **Asha**  /  **Miss Rose.**
- b. Ella, go to the **board**  /  **door!**
- c. Mark, put the flowers on the **chair**  /  **desk!**

3. Look, listen and play like this:



Boys,
stand up!



Boys, go to
the left!



Girls, go to
the board!



Everybody, take
your notebooks!



Girls, put your
hands up!



4. Look, listen and match.



classroom

chair

desk



door

board

window



Welcome to my classroom! The board is white and the desks are brown. There is a window on the right and a door on the left. Look, there is a yellow schoolbag under the desk. There are five flowers on the desk and there is a beautiful picture on the board. There are many chairs in my classroom, too.

5. Look, listen again and choose.



a. The board is

white / black

b. The desks are

blue / brown

c. The window is on the

left / right

d. The door is on the

left / right



6. Look and say.

Example:

Look at my classroom!
There are two windows
on the left. There is a
door on the right.

